

Compact, Versatile Reels | Series 4000 / 5000 / 5005

Premium Duty Spring Retractable Reels Air/Water/Oil/Grease - 1/4", 3/8", 1/2" I.D.

Series 4000, 5000 and 5005 reels are all-steel construction and compact for a wide range of applications with critical space requirements. A full flow shaft and swivel assures maximum product delivery. Guide arm adjusts to two positions.



Made in USA 

4625 OLP

5635 OLP

5650 OLP

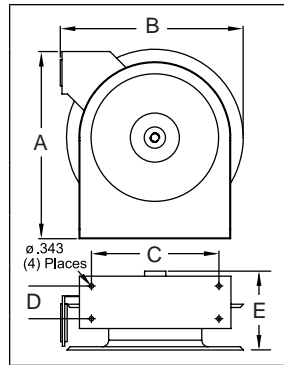


Enclosed Reels
5435 ELP























Air Vend Reels
AV4425 OLPBWR

Enclosed Models: Series 5000 E reels are the same as 5000 O reels except E Series reels are fully enclosed. To order, change the model number suffix letter O to E, Example: 5430 OHP becomes 5430 EHP. Add 8 lbs. to open reel weight. Enclosed version is only available for Series 5000 reels (size index 2 reels). Refer to reelcraft.com for dimensional information.



	Dimensions - Size Index							
	1		2		3		4	
	in	mm	in	mm	in	mm	in	mm
A	12 ⁷ / ₈	327	14 ³ / ₈	365	17 ⁵ / ₈	448	17 ⁵ / ₈	448
B	12 ⁵ / ₈	321	14 ¹ / ₄	362	16 ³ / ₄	425	16 ³ / ₄	425
C	8	203	9 ³ / ₄	248	9 ³ / ₄	248	9 ³ / ₄	248
D	2 ¹ / ₂	64	2 ¹ / ₂	64	2 ¹ / ₂	64	2 ¹ / ₂	64
E	5 ⁵ / ₈	143	6 ¹ / ₈	156	5 ⁷ / ₈	149	7 ¹ / ₄	184

NOTE: See operating instructions for optimum mounting configuration.

Quiet latch with Hose	Ratchet latch with Hose	Shipping Weight	Hose I.D.	Hose O.D.	Hose Length	**Max Pressure	NPT(M) Hose Outlet	NPT(F) Reel Inlet	Quiet latch without hose or bumper	Shipping Weight	Pressure	Size Index #	
lbs	kg	in	mm	in	mm	ft	m	psi	bar	in	in	psi	bar
Low Pressure Air/Water Reels Maximum Temperature 150 °F (65 °C) **Maximum working pressure at 70 °F (20 °C)													
 4420 OLP	-----	18 8	1/4 6	.475 12	20 6	300 21	1/4	3/8	4400 OLP 	17 8	500 35	1	
 4425 OLP	B4425 OLP	19 9	1/4 6	.475 12	25 8	300 21	1/4	3/8	4400 OLP 	17 8	500 35	1	
 4435 OLP	B4435 OLP	19 9	1/4 6	.475 12	35 11	300 21	1/4	3/8	4400 OLP 	17 8	500 35	1	
 5450 OLP	B5450 OLP	26 12	1/4 6	.475 12	50 15	300 21	1/4	3/8	5400 OLP 	20 9	500 35	2	
 4617 OLP	-----	19 9	3/8 10	.600 15	17 5	300 21	1/4	3/8	4600 OLP 	17 8	500 35	1	
 4625 OLP	B4625 OLP	20 9	3/8 10	.600 15	25 8	300 21	1/4	3/8	4600 OLP 	17 8	500 35	1	
 5635 OLP	B5635 OLP	25 11	3/8 10	.600 15	35 11	300 21	1/4	3/8	5600 OLP 	21 10	500 35	2	
 5650 OLP	B5650 OLP	36 16	3/8 10	.600 15	50 15	300 21	1/4	3/8	5605 OLP 	31 14	500 35	3	
 A5825 OLP	B5825 OLP	27 12	1/2 13	.750 19	25 8	300 21	1/2	3/8	A5800 OLP	22 10	500 35	2	
 A5835 OLP	B5835 OLP	39 18	1/2 13	.750 19	35 11	300 21	1/2	3/8	A5805 OLP	32 15	500 35	3	
 A5850 OLP	B5850 OLP	41 19	1/2 13	.750 19	50 15	300 21	1/2	3/8	A5806 OLP	35 16	500 35	4	
Medium Pressure Oil Reels Maximum Temperature 210 °F (99 °C)													
5435 OMP	B5435 OMP	31 14	1/4 6	.530 13	35 11	2750 190	1/4	3/8	5400 OMP	23 10	3000 207	2	
5630 OMP	B5630 OMP	31 14	3/8 10	.690 18	30 9	2600 179	3/8	3/8	5600 OMP 	24 11	3000 207	2	
A5825 OMP*	B5825 OMP*	34 15	1/2 13	.820 21	25 8	3250 224	1/2	3/8	A5800 OMP	24 11	3250 224	2	
A5835 OMP	B5835 OMP	42 19	1/2 13	.820 21	35 11	3250 224	1/2	3/8	A5805 OMP	32 15	3250 224	3	
High Pressure Grease Reels Maximum Temperature 210 °F (99 °C)													
5430 OHP	-----	30 14	1/4 6	.580 15	30 9	5000 345	1/4	1/4	5400 OHP	23 10	5000 345	2	
5435 OHP	B5435 OHP	39 18	1/4 6	.580 15	35 11	5000 345	1/4	1/4	5405 OHP	33 15	5000 345	3	
5625 OHP	B5625 OHP	32 15	3/8 10	.730 19	25 8	4800 331	1/4	1/4	5600 OHP	26 12	5000 345	2	
*Floor tank mount only - do not mount on ceiling. Low pressure reels furnished standard with PVC hose. Compressed air hoses should not be converted to oxygen service - may cause explosion when O ₂ mixes with fuel. Medium pressure reels furnished standard with S.A.E. 100 R1T one wire braid hose. High pressure reels furnished standard with S.A.E. 100 R2T two wire braid hose. Reference page 4 for guide arm positions.													

Available Options




Mounting Brackets
See page 47 

Inlet Hose Assemblies
See page 49 

Replacement Bumpers
See page 49 

Replacement Hoses
See page 50 

Models listed with an icon can ship same day upon request when the order is received by 11:30 AM Eastern Time for quantities of 10 or fewer.

 Indiana Warehouse  Indiana & California Warehouses  California Warehouse  Canadian Warehouse

Customer Service: 1.855.634.9109
All Other Calls: 1.800.444.3134

 **REELCRAFT**®